

Characterization of Opiates in Human Breath of Patients within Intensive Care Units

A.-E. Kreuder^{1,2}, H. Buchinger³, S. Kreuer³, Th. Volk³, K. Rupp¹, S. Maddula¹, J.I. Baumbach¹

¹ KIST Europe, Department Microfluidics and Clinical Diagnostics, Campus E 71, 66123 Saarbrücken, Germany

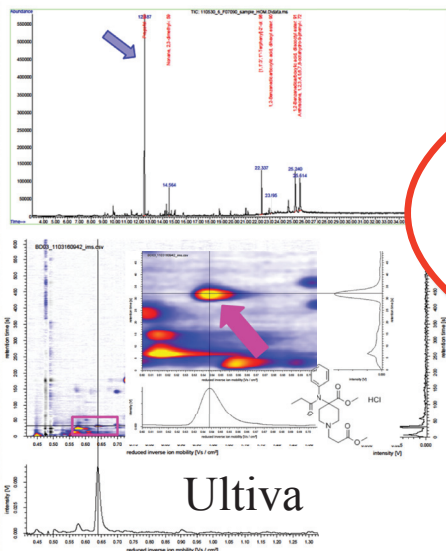
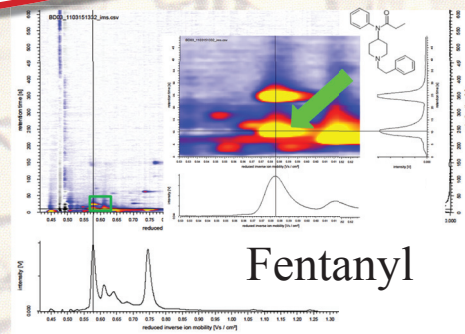
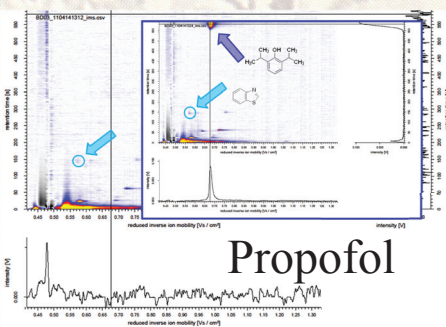
² Saarland University, 66123 Saarbrücken, Germany

³ Department of Anaesthesiology, Critical Care and Pain Medicine at Saarland University Hospital, Building 57, 66421 Homburg, Germany

Ion mobility spectrometry coupled to a multi-capillary column (MCC/IMS) was used in anesthesia to detect signals related to opioids in the breath directly.

Part of a IMS-Chromatogram of human breath

Besides the successful determination of Propofol at concentration levels with relevance for applications in the operational theatre the detection of opioids in human breath should be considered. We selected Fentanyl, Sufentanil, Remifentanyl, Piritamide and Pethidine for measurements in the breath of patients using BioScout.



Results of measurements of Opiates in the breath of patients obtained in the operation room directly and of validations in the laboratory including GC/MSD reference investigations will be presented.

Analyzing opioids in breath using MCC/IMS takes the potential of continuous application in intensive care.

Acknowledgements

The financial support of the Ministry of Education, Science and Technology (MEST) of the Republic Korea is acknowledged thankfully. Part of the work on this paper has been supported by Deutsche Forschungsgemeinschaft (DFG) within the Collaborative Research Center (Sonderforschungsbereich) SFB 876 „Providing Information by Resource-Constrained Analysis“, project TB1 “Resource-Constrained Analysis of Spectrometry Data”.

In addition, the work was supported partly by the German Federal Ministry of Economics and Technology based on a decision of the German Bundestag within the project KF2368102AKO.