

Original article:

**LARVICIDAL ACTIVITY AND STRUCTURE ACTIVITY
RELATIONSHIP OF CINNAMOYL AMIDES FROM *ZANTHOXYLUM
ARMATUM* AND THEIR SYNTHETIC ANALOGUES AGAINST
DIAMONDBACK MOTH, *PLUTELLA XYLOSTELLA***

Vishal Kumar¹, S. G. Eswara Reddy^{2*}, Anuja Bhardwaj², Shudh Kirti Dolma²,
Neeraj Kumar¹

¹ Natural Product Chemistry and Process Development Division, CSIR-Institute of
Himalayan Bioresource Technology, Palampur-176061, Himachal Pradesh, India

² Entomology Laboratory, CSIR-Institute of Himalayan Bioresource Technology,
Palampur-176061, Himachal Pradesh, India

* Corresponding authors: Dr. S. G. Eswara Reddy; e-mail: ereddy2001@yahoo.com,
ereddy@ihbt.res.in; Neeraj Kumar; e-mail: neeraj@ihbt.res.in

<http://dx.doi.org/10.17179/excli2016-166>

This is an Open Access article distributed under the terms of the Creative Commons Attribution License
(<http://creativecommons.org/licenses/by/4.0/>).

ABSTRACT

Cinnamoyl amides isolated from *Zanthoxylum armatum* (Rutaceae) and their synthetic analogues were tested for their insecticidal activity against the second instar larvae of diamondback moth, *Plutella xylostella* (L.) (Lepidoptera: Yponomeutidae) to determine the promising structures with insecticidal activity. Most of the test compounds showed promising activity against larvae of *P. xylostella*. However, the activities of different compounds varied depending on the presence of different substituents at various positions of both the aromatic rings A and B. Among the tested compounds, **8**, *N*-(3-bromo-4-methoxyphenethyl)cinnamamide showed best larvicidal activity with an LC₅₀ = 62.13 mg/L followed by **6**, *N*-(3'-bromophenethyl)cinnamamide (LC₅₀=128.49 mg/L) and **2** *N*-(4'-methoxyphenylethyl)cinnamamide (LC₅₀ = 225.65 mg/L).

Keywords: Cinnamoyl amides, structure activity relationship, larvicidal activity, *Plutella xylostella*

INTRODUCTION

The diamondback moth, *Plutella xylostella* (L.) (Lepidoptera: Yponomeutidae) is most damaging insect pest of cruciferous crops throughout the world (Talekar, 1992) and greatest threat to crucifer production in many parts of the world, causing more than 90 % crop loss (Harcourt, 1962; Talekar and Shelton, 1993; Verkerk and Wright, 1996; Gu et al., 2010). Intensive use of chemical pesticides in its control has led to this pest

developing resistance to a wide range of insecticides and caused serious damage to natural enemies (Harcourt, 1962; Ke et al., 1991). Several synthetic insecticides besides botanical and microbial control agents have been used for the control of this pest (Liu et al., 1982; Srinivasan and Kumar, 1982; Chaudhuri et al., 2001). Nearly two decades ago, the annual cost of controlling *P. xylostella* on a worldwide basis was estimated to be US \$ 1 billion but in a recent study the

overall management costs were estimated at US\$ 4 billion (Zalucki et al., 2012).

Throughout the world, pesticides have dominated attempts to control *P. xylostella* for more than 40 years (Talekar and Shelton, 1993; Syed, 1992). The negative impacts of pesticides and increasing pesticide resistance have increased the interest in alternative control methods, with emphasis being placed on biological control, host plant resistance, cultural control, botanicals and other non-polluting methods (Cheng, 1988; Lim et al., 1996). Due to harmful effects of synthetic pesticides to health, environment and resistance development in pests, there is a need for the development of safer and effective alternate strategies to contain the pests.

Zanthoxylum armatum DC. (Rutaceae) is found abundantly throughout the Western Himalayas at altitudes of 1200-3000 m and is extensively used in the Indian system of medicine, as carminative, stomachic and anthelmintic. The extracts of this plant are known to possess insecticidal, anti-fungal and anti-microbial activities (Singh and Singh, 2011). Various pharmacological activities of this plant are attributed to the presence of amides as cinnamoyl amides isolated from various *Zanthoxylum* species and other plants have shown a wide spectrum of biological activities such as anti-inflammatory, antiplasmodial, antiviral, antibacterial, antiplatelet aggregation, eukotriene biosynthesis in human polymorphonuclear leukocytes and anticancer activities (Wu et al., 1995; Ross et al., 2004).

Insecticidal activity of several amides has been reported against Lepidopteran insects (Ewete et al., 2000; Park et al., 2002; Dyer et al., 2003; Batista-Pereira et al., 2006). However, cinnamoyl amide conjugates of phenylethylamine derivatives isolated from *Z. armatum* or any other plant have not been investigated previously for their insecticidal activities. Keeping in view the great potential of cinnamoyl amides of plant origin, present study was conducted to screen a series of cinnamoyl amides isolated from *Z. armatum* and their synthetic analogues for their

larvicidal activity against *P. xylostella* and determine structure activity relationship (SAR).

MATERIALS AND METHODS

General

Boric acid used for the synthesis of silica-supported boric acid ($H_3BO_3-SiO_2$) was purchased from Ranbaxy Chemicals Ltd. Silica gel (60–120 mesh) used for preparation of $H_3BO_3-SiO_2$ catalyst and column chromatography, was purchased from Sisco Research Laboratories Pvt. Ltd., India. The course of the reactions was monitored by TLC on pre-coated aluminium plates (silica gel 60 F₂₅₄) purchased from Merck, Germany. All other chemicals were purchased from Sigma-Aldrich, USA and were used without further purification. NMR spectra were recorded on Bruker Avance-300 and 600 spectrometers at room temperature using $CDCl_3$ or DMSO as solvents and TMS as internal standard.

Extraction and isolation of compounds (10, 12 and 13) from *Z. armatum*

Air dried powder of bark (1.0 Kg) of *Z. armatum* was extracted with methanol: H_2O (80: 20; v/v, 3 × 4L) in a percolator at room temperature for 12 h. Combined percolations were dried under reduced pressure to yield 238.2 g of crude extract. The extract thus obtained was suspended in water and sequentially fractionated with *n*-hexane, chloroform, ethyl acetate and *n*-butanol, and dried under vacuo to get corresponding fractions i.e. *n*-hexane (12.5 g), chloroform (34.3 g), ethyl acetate (12.1 g), *n*-butanol (92.4 g) and aqueous fraction (78.1 g). Chloroform fraction (25.0 g) was subjected to column chromatography over silica-gel (60-120 mesh) and eluted with 10, 20, 30, 50, 75 and 100 % ethyl acetate in *n*-hexane (5 x 200 mL each). Repeated column chromatography of fractions obtained in 50 % ethyl acetate/*n*-hexane led to the isolation of armatamide (12, 480 mg). Chromatographic purification of fractions eluted in 75 % ethyl acetate/*n*-

hexane resulted in the isolation of zanthosin (**10**, 57 mg) and rubimamin (**13**, 23 mg).

Synthesis of silica-supported boric acid (H_3BO_3 - SiO_2)

H_3BO_3 - SiO_2 was synthesized by following our previously reported procedure (Kumar et al., 2011).

General experimental procedure for the synthesis of cinnamoyl amides

To a stirred mixture of phenethylamine derivative (1 mmol) and cinnamoyl chloride derivative (1.1 mmol) in toluene (4 mL) at room temperature, silica-supported boric acid (H_3BO_3 - SiO_2 , 1.5 mol %) was added. The reaction was kept at room temperature and progress of the reaction was monitored by TLC. After completion of the reaction, ethyl acetate (5 mL) was added and the catalyst was separated by filtration. The filtrate thus obtained was washed with brine (3×5 mL) and dried over anhydrous sodium sulphate. The product was purified by crystallization with ethanol. Isolated compounds were characterized by 1H and ^{13}C NMR spectroscopy.

N-(Phenylethyl)cinnamamide (1) 1H NMR (300 MHz, CD_3OD) δ_H 2.84-2.89 (m, 2H), 3.51-3.56 (m, 2H), 6.60 (d, 1H, $J = 15.8$ Hz), 7.20-7.23 (m, 1H), 7.26-7.29 (m, 4H), 7.36-7.41 (m, 3H), 7.51-7.56 (m, 3H); ^{13}C NMR (75 MHz, CD_3OD) δ_C 35.5, 41.2, 120.8, 126.3, 127.8, 128.5, 128.8, 128.9, 129.7, 135.2, 139.5, 140.6, 167.6.

N-(4'-Methoxyphenylethyl)cinnamamide (2) 1H NMR (300 MHz, CD_3OD) δ_H 2.88-2.93 (m, 2H), 3.47-3.52 (m, 2H), 3.79 (s, 3H), 6.61 (d, 1H, $J = 15.7$ Hz), 6.84-6.92 (m, 2H), 7.14-7.21 (m, 3H), 7.37-7.41 (m, 2H), 7.50-7.51 (m, 3H); ^{13}C NMR (75 MHz, CD_3OD) δ_C 33.7, 39.6, 55.2, 114.4, 120.9, 127.8, 128.6, 128.9, 129.7, 129.8, 135.3, 140.6, 159.3, 167.6.

N-(2'-Methoxyphenylethyl)cinnamamide (3) 1H NMR (300 MHz, CD_3OD) δ_H 2.86-2.90, 3.49-3.53 (m, 2H), 3.83 (s, 3H), 6.59 (d, 1H, $J = 15.7$ Hz), 6.87-6.95 (m, 3H), 7.14-7.20 (m, 2H), 7.36-7.38 (m, 3H), 7.53-7.56 (m, 2H); ^{13}C NMR (75 MHz, CD_3OD) δ_C 30.3, 39.8, 54.7, 110.4, 120.5, 120.9,

127.4, 127.8, 127.9, 128.9, 129.7, 130.4, 135.3, 140.5, 158.1, 167.6.

N-(3',4'-Dimethoxyphenethyl)cinnamamide (4) 1H NMR (300 MHz, CD_3OD) δ_H 2.89-2.94 (m, 2H), 3.50-3.55 (m, 2H), 3.82 (s, 3H), 3.84 (s, 3H), 6.61 (d, 1H, $J = 15.9$ Hz), 6.78-6.94 (m, 3H), 7.37-7.39 (m, 3H), 7.50-7.56 (m, 3H); ^{13}C NMR (75 MHz, CD_3OD) δ_C 33.1, 41.0, 55.5 (2 OCH_3), 112.4, 112.8, 121.2, 127.8, 128.3, 128.9, 129.8, 132.4, 135.2, 140.6, 148.8, 149.8, 167.6.

N-(2'-Bromophenethyl)cinnamamide (5) 1H NMR (300 MHz, CD_3OD) δ_H 3.01-3.06 (m, 2H), 3.54-3.59 (m, 2H), 6.60 (d, 1H, $J = 15.6$ Hz), 7.13-7.24 (m, 2H), 7.29-7.32 (m, 2H), 7.36-7.40 (m, 3H), 7.50-7.61 (m, 3H); ^{13}C NMR (75 MHz, CD_3OD) δ_C 33.9, 39.5, 120.8, 124.2, 128.3, 128.9, 129.3, 129.8, 131.1, 132.9, 133.3, 135.2, 138.7, 140.7, 167.7.

N-(3'-Bromophenethyl)cinnamamide (6) 1H NMR (300 MHz, CD_3OD) δ_H 2.98-3.02 (m, 2H), 3.56-3.61 (m, 2H), 6.58 (d, 1H, $J = 15.5$ Hz), 7.17-7.26 (m, 3H), 7.36-7.45 (m, 3H), 7.52-7.58 (m, 4H); ^{13}C NMR (75 MHz, CD_3OD) δ_C 34.0, 39.3, 121.3, 125.4, 127.1, 128.5, 128.9, 129.3, 130.9, 133.0, 133.8, 135.2, 137.9, 140.1, 167.5.

N-(4'-Bromophenethyl)cinnamamide (7) 1H NMR (300 MHz, CD_3OD) δ_H 2.96-3.01 (m, 2H), 3.55-3.59 (m, 2H), 6.63 (d, 1H, $J = 15.9$ Hz), 7.21-7.28 (m, 3H), 7.41-7.50 (m, 3H), 7.54-7.59 (m, 4H); ^{13}C NMR (75 MHz, CD_3OD) δ_C 33.4, 39.0, 119.2, 126.2, 127.4, 128.2, 129.3, 130.0, 130.5, 134.6, 137.3, 139.2, 167.2.

N-(3'-Bromo-4'-methoxyphenethyl)cinnamamide (8) 1H NMR (300 MHz, CD_3OD) δ_H 2.84-2.89 (m, 2H), 3.46-3.52 (m, 2H), 3.90 (s, 3H), 6.63 (d, 1H, $J = 15.7$ Hz), 6.75 (d, 1H, $J = 7.9$ Hz), 7.13-7.19 (m, 2H), 7.28-7.36 (m, 3H), 7.46-7.53 (m, 3H); ^{13}C NMR (75 MHz, CD_3OD) δ_C 33.8, 39.7, 55.6, 108.4, 113.4, 120.1, 127.9, 128.2, 128.9, 129.3, 129.7, 130.2, 132.0, 136.5, 141.3, 167.5.

N-(2'-Fluorophenethyl)cinnamamide (9) 1H NMR (300 MHz, CD_3OD) δ_H 3.05-

3.11 (m, 2H), 3.54-3.60 (m, 2H), 6.56 (d, 1H, $J = 15.3$ Hz), 7.01-7.07 (m, 1H), 7.18-7.29 (m, 3H), 7.35-7.46 (m, 3H), 7.56-7.64 (m, 3H); ^{13}C NMR (75 MHz, CD_3OD) δ_{C} 34.7, 40.5, 121.8, 121.9, 124.4, 128.0, 128.4, 129.1, 129.7, 131.5, 131.7, 132.6, 132.7, 135.7, 138.3, 141.8, 143.2, 167.9.

Rubimamin (10) ^1H NMR (300 MHz, CDCl_3) δ_{H} 2.83 (t, 2H, $J = 6.9$ Hz), 3.62-3.66 (m, 2H), 3.83-3.93 (m, 12H), 6.24 (d, 1H, $J = 15.5$ Hz), 6.74-6.84 (m, 4H), 6.99 (d, 1H, $J = 1.8$ Hz), 7.05 (dd, 1H, $J = 1.8$ Hz, 8.1 Hz), 7.56 (d, 1H, $J = 15.5$ Hz); ^{13}C NMR (75 MHz, CDCl_3) δ_{C} 35.6, 41.3, 56.3 (4 OCH_3), 110.1, 111.5, 111.8, 112.4, 118.9, 121.0, 122.3, 128.1, 131.8, 141.2, 148.1, 149.4, 149.5, 150.9, 166.6; HR-ESI-MS calcd. for $\text{C}_{21}\text{H}_{26}\text{NO}_5$ $[\text{M} + \text{H}]^+$ m/z 372.1811, found 372.1802.

N-(Phenylethyl)-3,4-methylenedioxy-cinnamamide (11) ^1H NMR (300 MHz, CD_3OD) δ_{H} 2.83-2.88 (m, 2H), 3.49-3.54 (m, 2H), 5.97 (s, 2H), 6.40 (d, 1H, $J = 15.6$ Hz), 6.82 (d, 1H, $J = 8.0$ Hz), 7.01 (dd, 1H, $J = 1.5$ Hz, 8.0 Hz), 7.07 (d, 1H, $J = 1.5$ Hz), 7.19-7.29 (m, 5H), 7.44 (d, 1H, $J = 15.6$ Hz); ^{13}C NMR (75 MHz, CD_3OD) δ_{C} 35.6, 41.2, 101.8, 106.0, 108.3, 118.7, 124.0, 126.3, 128.5, 128.8, 129.6, 139.5, 140.5, 148.8, 149.6, 167.8.

Armatamide (12) ^1H NMR (300 MHz, DMSO-d_6) δ_{H} 2.70 (t, 2H, $J = 6.9$ Hz), 3.72 (s, 3H), 3.73-3.78 (m, 2H), 6.06 (s, 2H), 6.45 (d, 1H, $J = 15.5$ Hz), 6.88 (d, 2H, $J = 7.0$ Hz), 6.94 (d, 1H, $J = 8.0$ Hz), 7.05 (d, 1H, $J = 8.0$ Hz), 7.13-7.15 (m, 3H), 7.33 (d, 1H, $J = 15.5$ Hz); ^{13}C NMR (75 MHz, DMSO-d_6) δ_{C} 33.7, 39.9, 54.3, 100.8, 105.6, 107.9, 113.1, 119.7, 122.5, 128.7, 128.9, 130.7, 137.7, 147.3, 147.8, 157.1, 164.4; HR-ESI-MS calcd. for $\text{C}_{19}\text{H}_{20}\text{NO}_4$ $[\text{M} + \text{H}]^+$ m/z 326.1392, found 326.1377.

Zanthosin (13) ^1H NMR (300 MHz, CDCl_3) δ_{H} 2.84 (t, 2H, $J = 6.9$ Hz), 3.61-3.65 (m, 2H), 3.86 (s, 6H), 5.98 (s, 2H), 6.18 (d, 1H, $J = 15.5$ Hz), 6.74-6.88 (m, 4H), 6.95-7.00 (m, 2H), 7.53 (d, 1H, $J = 15.5$ Hz); ^{13}C NMR (75 MHz, CDCl_3) δ_{C} 35.6, 41.3, 56.2, 56.3, 101.8, 106.7, 108.8, 111.8, 112.4,

119.1, 121.0, 124.1, 129.6, 131.8, 141.1, 148.1, 148.6, 149.4, 149.5, 166.4; HR-ESI-MS calcd. for $\text{C}_{20}\text{H}_{22}\text{NO}_5$ $[\text{M} + \text{H}]^+$ m/z 356.1498, found 356.1481.

N-(1-Hydroxy-1-phenylethyl)cinnamamide (14) ^1H NMR (300 MHz, CD_3OD) δ_{H} 3.57-3.60 (m, 2H), 4.82-4.89 (m, 1H), 6.67 (d, 1H, $J = 15.7$ Hz), 7.28-7.57 (m, 11H); ^{13}C NMR (75 MHz, CD_3OD) δ_{C} 46.4, 70.0, 120.7, 125.9, 126.1, 127.6, 128.3, 128.9, 129.8, 135.2, 140.8, 142.9, 167.9.

Residual toxicity of cinnamoyl amides and their analogues against *P. xylostella*

Test insect

P. xylostella used for the experimental study was collected from cabbage (*Brassica oleracea* L.) field and reared on mustard, *Brassica juncea* (L.) seedlings in the laboratory for more than 50 generations at 26 ± 2 °C temperature, 60 ± 5 % relative humidity and photoperiod 16:8 L:D). Second/third instar larvae starved were used for the experiments.

Preliminary screening

Preliminary screening of cinnamoyl amides and their analogues at higher concentrations (10000 and 5000 ppm) were tested for their toxicity against second instar larvae of *P. xylostella*. Based on preliminary screening results, five concentrations were fixed and tested against target pest in the main experiment.

Residual toxicity of cinnamoyl amides and their analogues

Residual toxicity of ginger extracts and ginger oil against *P. xylostella* was tested following leaf dip bio-assay (Park et al., 2002; Kumar et al., 2016; Reddy et al., 2015) against second instar larvae of *P. xylostella*. Five concentrations (62.5 to 1000 mg/L) of test compounds were prepared either separately or by serial dilution from the solution of higher concentration. Commercial insecticide (chlorpyrifos at 25 to 400 mg/L) commonly used for the control of *P. xylostella* was used as a positive control. Observa-

tions on mortality were recorded at 72 and 96 h intervals.

Data analysis

Data from all bioassays were corrected for control mortality using Abbott formula (Abbot, 1925) and analyzed using SPSS 7.5 for calculating LC_{50} values (concentration that causing 50 % mortality) by log-probit regression.

RESULTS

Insecticidal activity against *P. xylostella*

Initially, compounds **10**, **12** and **13** isolated from *Z. armatum* were evaluated for their insecticidal activity against 2nd instar larvae of *P. xylostella*. Compound **12** (armatamide) showed promising activity with

an $LC_{50} = 298.70 \text{ mg L}^{-1}$ after 96 h, whereas compounds **10** and **13** did not show significant activity (Table 1). Further, in order to derive structure activity relationship various substituted analogues (**1-9**, **11** and **14**) were synthesized by the reaction of corresponding acid halides and amines in the presence of silica-supported boric acid ($H_3BO_3-SiO_2$) as catalyst at room temperature (Figure 1) and tested for their activity. The structures of tested compounds (**1-14**) are given in Figure 2 and the results of activities of these compounds against *P. xylostella* in terms of lethal concentration to kill 50 % of the population relative to control (LC_{50} values) and other regression parameters are summarized in Table 1.

Table 1: Toxicity of amides against larvae of *Plutella xylostella* after 96 h

Compounds	LC_{50} mg/L (95 % CL)	Slope \pm SE	χ^2	P value
1	485.67 (310.03–1038.09)	1.10 ± 0.26	0.75	0.86
2	225.65 (149.4 –331.62)	1.34 ± 0.27	0.64	0.99
3	591.85 (356.64–1686.43)	0.99 ± 0.26	0.24	0.97
4	858.16 (418.98–12489.49)	0.74 ± 0.26	0.19	0.99
5	1582.35 (677.49–53035.29)	0.66 ± 0.27	0.40	0.94
6	128.49 (14.82–261.77)	0.66 ± 0.24	0.27	0.96
7	412.94 (257.50–876.17)	1.02 ± 0.26	0.51	0.91
8	62.13 (21.59–101.53)	1.31 ± 0.30	1.15	0.76
9	–	–	–	–
10	–	–	–	–
11	623.89 (379.98–1722.70)	1.04 ± 0.26	0.38	0.79
12	298.70 (171.95–588.77)	0.93 ± 0.25	0.60	0.99
13	–	–	–	–
14	467.90 (299.73–983.01)	1.09 ± 0.26	0.49	0.99
Chlorpyrifos	88.32 (60.08–125.93)	1.44 ± 0.27	0.41	0.94

LC_{50} : Concentrations causing 50 % toxicity; CL: Confidence limits;
 –: LC_{50} was not calculated for compounds showing < 50 % mortality

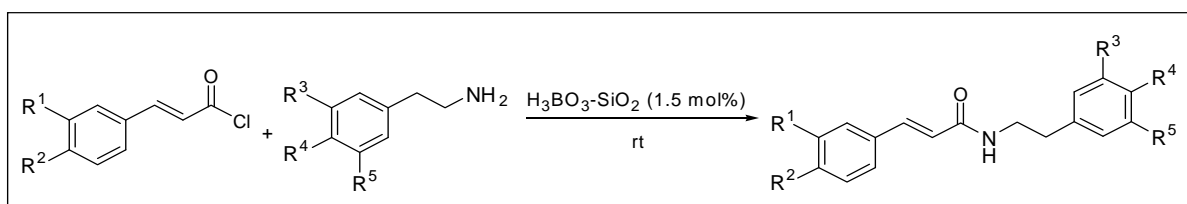


Figure 1: $H_3BO_3-SiO_2$ catalyzed synthesis of cinnamoyl amides of phenethylamine derivatives

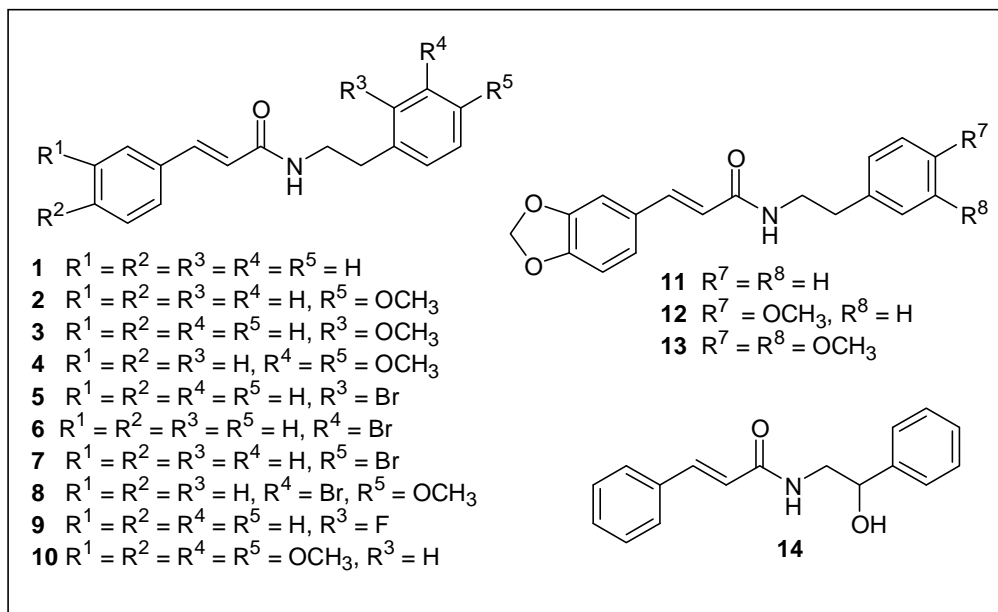


Figure 2: Structures of cinnamoyl amides 1–14

Structure activity relationship (SAR)

It is evident that most of the test compounds showed promising activity against larvae of *P. xylostella*. However, the activities of different compounds varied depending on the presence of different substituents at various positions of both the aromatic rings A and B (Figure 3). As evident from Table 1, most of the test compounds exhibited toxicity against *P. xylostella* at 62.5 to 1000 mg L⁻¹. Compound **8** showed 96.67 % activity at 1000 mg L⁻¹ followed by **2** (86.67 %) and **3** (76.7 %) (Figure 3). Probit analysis results showed that, among the tested compounds, **8**, *N*-(3-bromo-4-methoxyphenethyl)cinnamamide was most active against larvae of *P. xylostella* with an LC₅₀ = 62.13 mg/L, followed by **6**, *N*-(3-bromophenethyl)cinnamamide (LC₅₀ = 128.49 mg/L) and **2**, *N*-(4'-methoxyphenylethyl)cinnamamide (LC₅₀ = 225.65 mg/L). The LC₅₀ values for the other compounds **1**, **3**, **7**, **11**, **12** and **14** were 485.67, 591.85, 412.94, 623.89, 298.70 and 467.90 mg/L respectively.

The unsubstituted amide **1** showed significant activity with an LC₅₀ value of 485.67 mg/L. The presence of oxygenated substituents at 3 and 4 positions of ring A

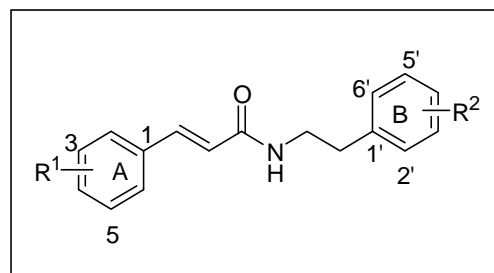


Figure 3: Basic structure of cinnamoyl amides of *Z. armatum*

(such as methylenedioxy and dimethoxy) reduced the activity as compared to unsubstituted amide **1** (Table 1, compounds **10-13**). Compound **11** containing 3,4-methylenedioxy (ring A) was found to be 1.4 times less active (LC₅₀ = 623.89 mg/L) than **1**. While the presence of 4'-OCH₃ (ring B) led to increase in the activity by 2-fold (**2**, LC₅₀ = 225.65 mg/L), the presence of 3', 4'-(OCH₃)₂ substitution on ring B led to reduction or complete loss in the activity (**4**, **10** and **13**). Compound **12** having 3,4-methylenedioxy and 4'-OCH₃ substituents showed LC₅₀ value of 298.70 mg/L. Slight decrease in activity was observed for 2'-OCH₃ (ring B) substituted derivative (**3**, LC₅₀ = 591.85 mg/L). In case of 3'-Br substituent on ring B (**6**, LC₅₀ = 128.49 mg/L), the activity was increased by

4-fold, whereas in case of 4'-Br substituted cinnamoyl amide, a slight increase in the activity was observed (**7**, $LC_{50} = 412.94$ mg/L). As 3'-Br and 4'-OCH₃ substitution showed increase in the activity individually, a compound having both these groups was synthesized (**8**) and was found to be most potent among all the tested compounds with an LC_{50} of 67.31 mg/L. Halogen substituent at 2' position (ring B) such as 2'-Br and 2'-F had negative influence on the activity as **5** (2'-Br) gave a very high LC_{50} value of 1582.35 mg/L and **9** (2'-F) did not show significant activity. The presence of an –OH substituent on aliphatic chain of phenethylamine unit (**14**, $LC_{50} = 467.90$ mg/L) did not show a significant effect on the activity as compared to unsubstituted amide **1**.

The results from the present study showed that, the amide **8** was most active ($LC_{50} = 62.13$ mg/L) against second instar larvae of *P. xylostella* and was comparable with the standard insecticide (chlorpyrifos) at 96 h after treatment followed by compound **6**, ($LC_{50} = 128.49$ mg/L) and compound **2** ($LC_{50} = 225.65$ mg/L).

DISCUSSION

Cinnamoyl amides isolated from *Z. armatum* and their synthetic analogues were tested against the second instar larvae of *P. xylostella* for larvicidal activity. It is evident that most of the compounds showed larvicidal activity to larvae of *P. xylostella*. However, the activities of different compounds varied depending on the presence of different substituents at various positions of both the aromatic rings A and B. In the present study, amide **8** was found more effective among tested compounds and was comparable with the positive control followed by compound **6** and **2**. Present results are in conformity with the findings of other researchers who tested the different amides against insect pests. Pyrazole amide derivatives containing hydrazone substructures showed promising activity against *P. xylostella*, *Helicoverpa armigera*, *Laphygma exigua*, *Spodoptera litura* at 5, 10, 200, 20, mg/L, respectively (Wu et al.,

2012). In a similar study, the amide N-[3-(3,4-methylenedioxyphenyl)-2-(E)-propenoyl] piperidine (Batista-Pereira et al. 2006) and (E)-1-(1-Piperidinyl)-3-[4-(trifluoromethoxy)phenyl]-2-propen-1-one (Castral et al., 2011) was found effective against larvae of *S. frugiperda* with $LD_{50} = 1.07\mu\text{g}/\text{mg}$ and $0.793\mu\text{g}/\text{mg}$, respectively. Similar results of larval mortality were also observed for different amides isolated from Piper species against larvae of *S. frugiperda* (Dyer et al., 2003), *S. litura* (Park, et al., 2002), *Ostrinia nubilalis* (Ewete et al., 2000) and *Ascioa monusteorseis* (Estrela et al., 2003).

CONCLUSIONS

Most of the test compounds showed promising activity against larvae of *P. xylostella*. However, the activities of different compounds varied depending on the presence of different substituents at various positions of both the aromatic rings A and B. Among the tested compounds, **8**, N-(3-bromo-4-methoxyphenethyl)cinnamamide showed best larvicidal activity followed by **6**, N-(3'-bromophenethyl)cinnamamide and **2** N-(4'-methoxyphenylethyl)cinnamamide.

Acknowledgements

Authors are grateful to Director, CSIR-Institute of Himalayan Bioresource Technology, Palampur for facilities to carry out the study. Financial assistance from Council of Scientific and Industrial Research, New Delhi under the project BSC-0213 is duly acknowledged. Mr. VK is grateful to UGC for Senior Research Fellowship. IHBT communication number for this article is 3620.

Declaration of interest

The authors declare that they have no conflict of interest.

REFERENCES

- Abbott WS. A method of computing the effectiveness of an insecticide. *J Econ Entomol.* 1925;18:265–7.
- Batista-Pereira LG, Castral TC, da Silva MTM, Amara BR, Fernandes PCV, da Silva MFGF, et al. Insecticidal activity of synthetic amides on *Spodoptera frugiperda*. *Z Naturforsch.* 2006;61C:196–202.
- Castral TC, Matos AP, Monteiro JL, Araujo FM, Bondancia TM, Batista Pereira LG, et al. Synthesis of a combinatorial library of amides and its evaluation against the fall armyworm, *Spodoptera frugiperda*. *J Agric Food Chem.* 2011;59:4822–7.
- Chaudhuri N, Ghosh S, Ghosh J, Senapati SK. Incidence of insect pests of cabbage in relation to prevailing climatic conditions of Terai region. *Ind J Entomol.* 2001;63:421–8.
- Cheng EY. Problems of control of insecticide resistant *Plutella xylostella*. *Pestic Sci.* 1988;23:177–88.
- Dyer LA, Dodson CD, Stireman-III JO, Tobler MA, Smilanich AM, Fincher RM, et al. Synergistic effects of three Piper amides on generalist and specialist herbivores. *J Chem Ecol.* 2003;29:2499–514.
- Estrela JLV, Guedes RNC, Maltha CRA, Fazolin M. Toxicity of piperine amide analogs to larvae of *Ascia monusteor* Godart (Lepidoptera: Pieridae) and *Spodoptera frugiperda* (J. E. Smith) (Lepidoptera: Noctuidae). *Neotrop Entomol.* 2003;32:343–6.
- Ewete FK, Arnason JT, Durst T, Mackinnon S. Toxicity of gedunin, piperine and crude extracts of their natural products on growth and development of *Ostrinia nubilalis* Hubner (Lepidoptera: Pyralidae). *Disco Innovat.* 2000;12:67–72.
- Gu X, Tian S, Wang D, Gao G. Interaction between short-term heat pretreatment and fipronil on 2nd instar larvae of diamondback moth, *Plutella xylostella* (Linn). *Dose-Response* 2010;8:331–46.
- Harcourt DG. Biology of cabbage caterpillars in eastern Ontario. *Proc Entomol Soc Ontario.* 1962;93:61–75.
- Ke LS, Moore D, Waage JK. Selection for fenitrothion resistance in *Apanteles plutellae* Kurdj (Hym, Braconidae). *J Appl Entomol.* 1991;112:107–10.
- Kumar V, Sharma U, Verma PK, Kumar N, Singh B. Silica-supported boric acid with ionic liquid: A novel recyclable catalytic system for one-pot three-component Mannich reaction. *Chem Pharm Bull.* 2011;59:639–45.
- Kumar V, Reddy SGE, Chauhan U, Kumar N, Singh B. Chemical composition and larvicidal activity of *Zanthoxylum armatum* against diamondback moth, *Plutella xylostella*. *Nat Prod Res.* 2016;30:689–92.
- Lim GS, Sivapragasam A, Loke WH. Crucifer insect pest problems: trends, issues and management strategies. In: Sivapragasam A, Loke WH, Hussan AK, Lim GS (eds.): *The management of Diamondback Moth and other crucifer pests: Proceedings of the Third International Workshop, October 1996, Kuala Lumpur, Malaysia* (pp 3-16). Kuala Lumpur: Malaysian Agriculture Research and Development Institute, 1996.
- Liu MY, Tzeng YJ, Sun CN. Insecticide resistance in the Diamond back Moth. *J Econ Entomol.* 1982;75:153–5.
- Park BS, Lee SE, Choi WS, Jeong CY, Song C, Cho KY. Insecticidal and acaricidal activity of piperonaline and piperoctadecalidine derived from dried fruits of *Piper longum*. *L. Crop Prot.* 2002;21:249–51.
- Reddy SGE, Dolma SK, Koundal R, Singh B. Chemical composition and insecticidal activities of essential oils against diamondback moth, *Plutella xylostella* (Lepidoptera: Yponomeutidae). *Nat Prod Res.* 2015 Aug 11:1-5. [Epub ahead of print].
- Ross SA, Sultana GNN, Burandt CL, Elshohly MA, Marais JPJ, Ferreira D. Syncarpamide, a new antiplasmodial (+)-norepinephrine derivative from *Zanthoxylum syncarpum*. *J Nat Prod.* 2004;67:88–90.
- Singh TP, Singh OM. Phytochemical and pharmacological profile of *Zanthoxylum armatum* DC. An overview. *Ind J Nat Prod Resour.* 2011;2:275–85.
- Srinivasan K, Kumar NKK. Pest management in cabbage. Annual Report (pp 80-1). Bangalore: Indian Institute of Horticultural Research, 1982.
- Syed AR. Insecticide resistance in diamondback moth in Malaysia. In: Talekar NS (ed.): *Diamondback moth and other crucifer pests: Proceedings of the Second International Workshop, December 1990, Tainan, Taiwan* (pp 437-42). Shanhu: Asian Vegetable Research and Development Centre, 1992.
- Talekar NS (ed.): *Diamondback moth and other crucifer pests: Proceedings of the Second International Workshop, December 1990, Tainan, Taiwan*. Shanhu: Asian Vegetable Research and Development Centre, 1992.
- Talekar NS, Shelton AM. Biology, ecology and management of the diamondback moth. *Annu Rev Entomol.* 1993;38:275–301.

Verkerk RHJ, Wright DJ. Multitrophic interactions and management of the diamondback moth a review. *Bull Entomol Res.* 1996;86:205–16.

Wu YC, Chang GY, Ko FN, Teng CM. Bioactive constituents from the stems of *Annona montana*. *Planta Med.* 1995;61:146–9.

Wu J, Song BA, Hu DY, Yue M, Yang S. Design, synthesis and insecticidal activities of novel pyrazole amides containing hydrazone substructures. *Pest Manag Sci.* 2012;68:801–10.

Zalucki MP, Shabbir Silva AR, Adamson D, Shu-Sheng L, Furlong ML. Estimating the economic cost of one of the world's major insect pests, *Plutella xylostella* (Lepidoptera: Plutellidae): just how long is a piece of string? *J Econ Entomol.* 2012;105:1115–29.